

THE SCHOOL DISTRICT OF OSCEOLA COUNTY, FLORIDA

817 Bill Beck Boulevard • Kissimmee • Florida 34744-4492
Phone: 407-870-4600 • Fax: 407-870-4010 • www.osceolaschools.net

SCHOOL BOARD MEMBERS

District 1 – Teresa “Terry” Castillo – Vice Chair
407-577-5022
District 2 – Julius Melendez
321-442-2862
District 3 – Jon Arguello
407-433-9082
District 4 – Clarence Thacker - Chair
407-870-4009
District 5 – Robert Bass
407-870-4009



Superintendent of Schools

Dr. Debra P. Pace

Agenda

Business Advisory Board Meeting
@ The Bill Collins Conference Room
817 Bill Beck Boulevard
Kissimmee, FL 34744

Via WebEx
Meeting Details on next page

Wednesday, March 24, 2021
7:30 A.M.

1. Approve Minutes of February 24, 2021
2. Review Impact Fee & Sales Tax Report
3. Budget Update
4. Facilities Update
5. Next regular meeting: April 28, 2021

Business Advisory Board WebEx Meeting Information

Meeting link:

<https://osceolaschools.webex.com/osceolaschools/j.php?MTID=m4ab14542faf25d14e7e5b6e7320079a4>

Meeting number:

129 078 5236

Password:

Tp7b7C7bBeM

Host key:

997671

More ways to join

Join by video system

Dial 1290785236@osceolaschools.webex.com

You can also dial 173.243.2.68 and enter your meeting number.

Join by phone

+1-408-418-9388 United States Toll

Access code: 129 078 5236

Members Present: Mel Welch, Turner Wallis, Shawn Hindle, and Clyde Wells

Others/Guests: Dr. Debra Pace, Sarah Graber, Robert Bass, Marc Clinch, Mark Lockard, Randy Shuttera, Maribel Vallellanes, Luz Skerrett

Location: Bill Collins Conference Room and via WebEx

Mr. Welch called the meeting to order.

Introductions

- **Minutes**
The minutes from the January 20, 2021, meeting were approved with all ayes.
- **Impact Fee and Sales Tax Reports**
Maribel Vallellanes reviewed the Impact Fee & Sales Tax Reports as of December 31, 2020.

<u>Impact Fee Revenues</u>	<u>Impact Fee Expenditures</u>	<u>Impact Fee Credits</u>
Collections approx. \$ 34.2M	FYTD Expenditures Approx. \$ 5.4M	Balance approx. \$ 14.4M
<u>Infrastructure Sales Surtax Revenue</u>	<u>Infrastructure Sales Surtax Expenditures (1/4 cent)</u>	
Collections approx. \$ 6.5M	Approx. spent for FYTD \$ 1.5M	
<u>School Capital Outlay Surtax Revenue</u>	<u>School Capital Outlay Surtax Expenditures (1/2 cent)</u>	
Collections approx. \$13M	FYTD Expenditures approx.: \$ 16.4M	

Mrs. Vallellanes provided the following capital fund balances as of December 2020.

<u>Capital Fund Balances</u>	<u>Actual</u>	<u>Budget</u>
Impact Fees	\$ 145,591,201	\$ 72,702,262
½ Cent Sales Tax	\$ 60,637,400	\$ 33,280,652
¼ Cent Sales Tax	\$31,383,679	\$ 269,703
Ad Valorem	\$ 69,502,165	\$ 8,461,952

There was discussion regarding adjusting this year’s Impact Fee revenue forecast. The BAB approved recommending the school board adjust the forecast up from \$50M to \$65M. There was also discussion on whether to revise the sales tax revenue forecast, but a decision was made to hold at this time and continue to monitor collections for the next few months.

- **Superintendent Update**
Dr. Pace provided an update on the Impact Fee Study meetings the District held with community stakeholders. There was a brief discussion on when the District will move forward with the next Impact Fee Ordinance. The

study will be presented to the County upon completion this summer along with any recommended changes to the ordinance.

Dr. Pace stated the District now has 72% of our students back face-to-face vs. digital. We have also seen an additional 600 students enroll between October and February while charter school enrollment decreased by 50 students during this time. She stated the District conducted 300 home visits to check on students not enrolled this year. Superintendent Pace spoke about Governor DeSantis' new vaccine guidelines and stated the District will continue to work with the Department of Health to get employees vaccinated.

Superintendent Pace recognized Robert Bass with a plaque for his 10 years of service as a member of the Business Advisory Board. Mr. Bass will remain involved in his new capacity as a school board member.

- **Budget Update**

Sarah Graber informed the Board that the school district is waiting on the release of the next round of Cares Act dollars, ESSER II. The Florida Department of Education has yet to provide allocations or a timeline for the grant application process.

Ms. Graber shared that her team is currently working to finalize student projections for next year. There are concerns statewide about missing students and the potential impact on funding for next year if those students do not return to the school system. One new charter school is scheduled to open in August 2021.


- **Facilities Update & Planning Department**

Mr. Lockard presented and reviewed various Projects in Design and Construction and provided pictures on the progress of the comprehensive renovation at Canoe Creek K-8.

There are two vacancies for school district appointees on the Business Advisory Board. Nominations should be submitted to Ms. Graber and will be presented to the school board for consideration.

BAB Meeting Dates

The Business Advisory Board has agreed to meet the 4th Wednesday of every month. The next meeting will be held on Wednesday, March 24, 2021 at 7:30 a.m. in the Bill Collins Conference Room and via WebEx.



**BOARD
OF
COUNTY
COMMISSIONERS**
407-742-2000

District I
Peggy Choudhry

District II
Viviana Janer
Vice Chair

District III
Brandon Arrington
Chair

District IV
Cheryl Grieb

District V
Ricky Booth

**Osceola
County**

1 Courthouse Square
Suite 4700
Kissimmee, FL 34741

Phone: 407-742-2000
Fax: 407-742-2391

February 22, 2021

Mr. W. Turner Wallis
900 Shady Lane
Kissimmee, Florida 34744

Dear Mr. Wallis:

It gives me great pleasure to inform you that at our February 15, 2021 Board of County Commission meeting, the Osceola Board of County Commissioners reappointed you to the **School Board Business Advisory Board**. Your new two-year term is effective through March 31, 2023.

On behalf of the Board, thank you for your commitment to Osceola County and for your continued support of the Osceola County School Board Business Advisory Board and for volunteering your time to serve our community.

Should you have any questions or need further assistance, please contact Ms. Sarah Graber, Chief Financial Officer, Osceola County School District, at (407) 870-4823.


Sincerely,

BOARD OF COUNTY COMMISSIONERS

Brandon Arrington
Chairman

BA/lcb

cc: Sarah Graber, Chief Financial Officer
Luz Skerrett, Executive Secretary to Sarah Graber



**BOARD
OF
COUNTY
COMMISSIONERS**
407-742-2000

District I
Peggy Choudhry

District II
Viviana Janer
Vice Chair

District III
Brandon Arrington
Chair

District IV
Cheryl Grieb

District V
Ricky Booth

**Osceola
County**

1 Courthouse Square
Suite 4700
Kissimmee, FL 34741

Phone: 407-742-2000
Fax: 407-742-2391

February 22, 2021

Mr. Shawn Hindle
2228 Jessica Lane
Kissimmee, Florida 34744

Dear Mr. Hindle:

It gives me great pleasure to inform you that at our February 15, 2021 Board of County Commission meeting, the Osceola Board of County Commissioners reappointed you to the **School Board Business Advisory Board**. Your new two-year term is effective through March 31, 2023.

On behalf of the Board, thank you for your commitment to Osceola County and for your continued support of the Osceola County School Board Business Advisory Board and for volunteering your time to serve our community.

Should you have any questions or need further assistance, please contact Ms. Sarah Graber, Chief Financial Officer, Osceola County School District, at (407) 870-4823.

Sincerely,

BOARD OF COUNTY COMMISSIONERS

Brandon Arrington
Chairman

BA/lcb

cc: Sarah Graber, Chief Financial Officer
Luz Skerrett, Executive Secretary to Sarah Graber

**SDOC Business Advisory Board
Impact Fee Revenue
For the period ended 1/31/2021**

MONTH	Fiscal Year							
	2017 - 2018		2018 - 2019		2019 - 2020		2020 - 2021	
	Revenue	Units*	Revenue	Units*	Revenue	Units*	Revenue	Units*
July	\$ 3,197,541	375	\$ 2,385,492	267	\$ 10,863,004	1,123	\$ 6,324,659	675
August	2,963,407	313	4,726,773	488	5,697,497	628	6,155,126	586
September	2,987,439	296	7,804,166		7,885,645	797	5,030,351	541
October	2,076,217	216	7,679,304	713	6,923,523	731	7,071,236	887
November	2,942,186	295	9,018,833	952	5,858,840	584	4,633,389	492
December	4,902,215	635	6,132,620	610	5,076,853	560	5,074,262	563
January	3,566,327	439	4,893,678	483	4,668,053	547	3,740,626	398
February	1,180,911	118	6,609,701	685	4,722,382	458		
March	2,624,898	288	6,213,597	610	7,787,661	837		
April	3,044,872	328	6,268,996	635	7,099,622	633		
May	4,807,734	420	6,613,496	706	3,627,116	378		
June**	6,212,200	645	6,062,604	621	4,177,704	481		
TOTAL	\$ 40,505,947	4,368	\$ 74,409,260	6,770	\$ 74,387,899	7,757	\$ 38,029,649	4,142

*Number of Units as computed based on reports received by the City of Kissimmee, City of St. Cloud, and Osceola County

**Accrual

Number of Units Detail				
Type of dwelling	Total Units	Osceola County	City of Kissimmee	City of St Cloud
Single Family	227	159	14	54
Single Family-S/T rental	14	14		
Single Family-Credits	4		4	
Townhomes	25	4	12	9
Townhomes-S/T rental	24	24		
Condominiums	8	8		
Multifamily	94	94		
Mobile Homes	2	2		
Total	398	305	30	63

Budget	
Forecasted Revenue	\$ 65,000,000

Fund Balance	
Actual Fund Balance	\$ 149,311,043
Budgeted Fund Balance	\$ 107,405,262

**SDOC Business Advisory Board
Impact Fee Expenditures
For the period ended 1/31/2021**

PROJECT NAME	Fiscal Year			
	2017 - 2018	2018 - 2019	2019 - 2020	2020 - 2021
Debt Service	\$ -	\$ -	\$ -	\$ -
Other:				
Buses	849,052	1,850,948	822,176	113,116
Canoe Creek K-8			1,167,050	5,091,763
Celebration Island Village		709,005	40,856	19,590
Discovery Intermediate Space Reconfiguration	633,528			
Harmony Middle School - "Middle School AA"	7,502,242	26,882,586	2,607,661	39,392
Kindred K-8		2,125		
Land-Nova Road a/k/a Newman property				500,000
NeoCity Academy	631,489	13,936,386	2,578,168	
Poinciana High School Wing Addition	1,910,466		6,023,094	1,587,753
Tohopekaliga High School	50,803,419	8,587,940	113,141	9,350
Westside K-8 Renovation	702,517			
Subtotal Other:	\$ 63,032,713	\$ 51,968,990	\$ 13,352,146	\$ 7,360,964
TOTAL	\$ 63,032,713	\$ 51,968,990	\$ 13,352,146	\$ 7,360,964

**SDOC Business Advisory Board
Outstanding Impact Fee Credits
For the period ended 1/31/2021**

Entity	Beg. Balance	Issued	Ending Balance
Celebration-Mattamy	12,879,266	-	12,879,266
Knightsbridge-Poinciana	1,501,521		1,501,521
TOTAL	\$ 14,380,787	\$ -	\$ 14,380,787

**SDOC Business Advisory Board
School Capital Outlay Surtax Revenue (1/2 Cent)
For the period ended 1/31/2021**

MONTH	Fiscal Year			
	2017 - 2018	2018 - 2019	2019 - 2020	2020 - 2021
July	\$ 2,859,082	\$ 3,247,344	\$ 3,306,679	\$ 2,707,399
August	2,194,580	2,362,698	2,454,871	1,882,705
September	2,154,461	2,107,519	2,186,347	1,675,718
October	2,664,318	2,906,958	2,945,535	2,964,929
November	2,083,815	2,183,394	2,346,396	1,911,260
December	2,206,964	2,252,301	2,355,790	1,940,911
January	3,339,209	3,545,302	3,683,419	3,485,166
February	2,495,202	2,281,362	2,446,420	
March	2,066,220	2,321,866	2,474,997	
April	3,596,735	3,750,979	2,812,989	
May	2,354,643	2,496,898	1,116,246	
June*	2,207,039	2,420,032	1,461,649	
TOTAL	\$ 30,222,267	\$ 31,876,654	\$ 29,591,338	\$ 16,568,088

Budget	
Final Budget: Forecasted Revenue	\$ 29,070,602

Fund Balance	
Actual Fund Balance	\$ 62,377,495
Budgeted Fund Balance	\$ 33,305,652

*Accrual

**SDOC Business Advisory Board
Infrastructure Sales Surtax Revenue (1/4 Cent)
For the period ended 1/31/2021**

MONTH	Fiscal Year			
	2017 - 2018	2018 - 2019	2019 - 2020	2020 - 2021
July	\$ 1,432,353	\$ 1,626,416	\$ 1,653,542	\$ 1,353,919
August	1,101,673	1,187,951	1,229,646	940,105
September	1,081,142	1,051,985	1,094,544	838,579
October	1,366,944	1,460,827	1,473,660	1,482,953
November	1,044,372	1,094,073	1,173,745	954,858
December	1,132,027	1,128,780	1,179,052	971,622
January	1,649,693	1,774,559	1,842,450	1,742,835
February	1,248,395	1,141,399	1,224,039	
March	1,039,021	1,164,505	1,237,741	
April	1,799,463	1,876,971	1,406,608	
May	1,179,008	1,251,681	558,604	
June*	1,107,946	1,213,361	731,997	
TOTAL	\$ 15,182,037	\$ 15,972,508	\$ 14,805,628	\$ 8,284,871

Budget	
Final Budget: Forecasted Revenue	\$ 14,535,301

Fund Balance	
Actual Fund Balance	\$ 32,361,559
Budgeted Fund Balance	\$ 277,715

*Accrual

**SDOC Business Advisory Board
School Capital Outlay Surtax Expenditures (1/2 Cent)
For the period ended 1/31/2021**

Type of Expenditure	Fiscal Year			
	2017-2018	2018-2019	2019-2020	2020-2021
Debt Service	\$ 2,117,995	\$ 7,037,194	\$ 7,035,848	\$ 6,165,724
Comprehensive Renovations:				
Denn John Middle School	1,318,044	22,605,913	11,114,867	1,792,234
Gateway High School		71,765	388	32,739
Michigan Avenue Elementary School	6,132,009	19,720,411	1,639,336	27,005
Reedy Creek Elementary School				54
St. Cloud Middle School	11,319	2,417,580	23,942,794	2,716,975
Subtotal Comprehensive Renovations	\$ 7,461,372	\$ 44,815,669	\$ 36,697,385	\$ 4,569,007
Other maintenance & renovation projects:				
Carpet Replacements/Flooring:				
Adult Learning Center	\$ -	\$ -	\$ -	\$ 36,153
Boggy Creek Elementary School	-	-	11,125.00	
Celebration High School	113,225.00			
Cypress Elementary School				36,132
Deerwood Elementary School			455,336	
Discovery Intermediate School		93,668	54,027	
East Lake Elementary School			42,221	
Gateway High School	56,883			
Kissimmee Middle School				71,809
KOA Elementary			139,245	121,443
Narcoossee Middle School	25,400			
Neptune Middle School	325,215			16,107
Parkway Middle School		149,780	139,035	
Pleasant Hill Elementary School	320,741			
Poinciana Academy of Fine Arts	94,691	33,125		
Reedy Creek Elementary School	343			
Ross E. Jeffries Campus		53,648		
St Cloud Elementary			142	291,195
Sunrise Elementary School			265,345	43,314
Westside K-8			1,493	
Zenith		20,758		31,075
Chiller Replacements/BAS:				
Boggy Creek Elementary School				138,424
Celebration K-8 School	688,956			
Celebration High School			1,068,923	232,029
Central Elementary School			19,249	250,192
Cypress Elementary School			214,067	391
Discovery Intermediate School			223,357	
Flora Ridge Elementary School			235,421	290,549
Horizon Middle School	83,172		205,514	
Kissimmee Elementary School		188,032	251,506	
Kissimmee Middle School	147,998	66,254		
Liberty High School		84,497	187,192	
Partin Settlement Elementary School				225,603
Poinciana Academy of Fine Arts		302,758	254,165	
Poinciana High School	96,113	4,695	2,644,442	183,405
St. Cloud High School				259,020
Fencing/Gates:				
Boggy Creek Elementary School	3,114	2,221		
Celebration High School	740	833		
Celebration K-8 School		27,030		
Central Elementary School	2,807	8,952	557	
Cypress Elementary School			5,354	
Deerwood Elementary School			25,314	
Discovery Intermediate School				8,517
East Lake Elementary School			41,773	
Flora Ridge Elementary School			29,083	
Gateway High School		12,815		
Harmony Community School		33,086		
Harmony High School	2,645	12,083	23,152	
Hickory Tree Elementary School		24,664		
Highlands Elementary	1,852	57,099	16,449	7,735

**SDOC Business Advisory Board
School Capital Outlay Surtax Expenditures (1/2 Cent)
For the period ended 1/31/2021**

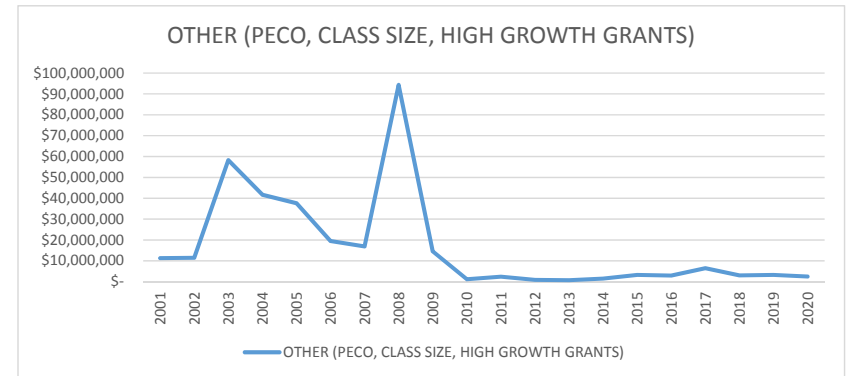
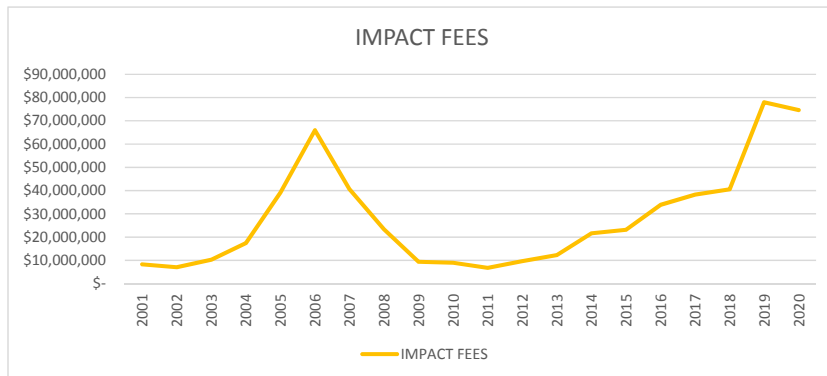
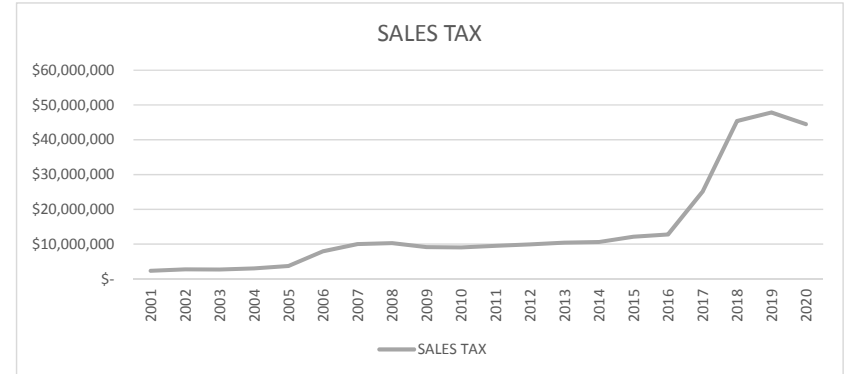
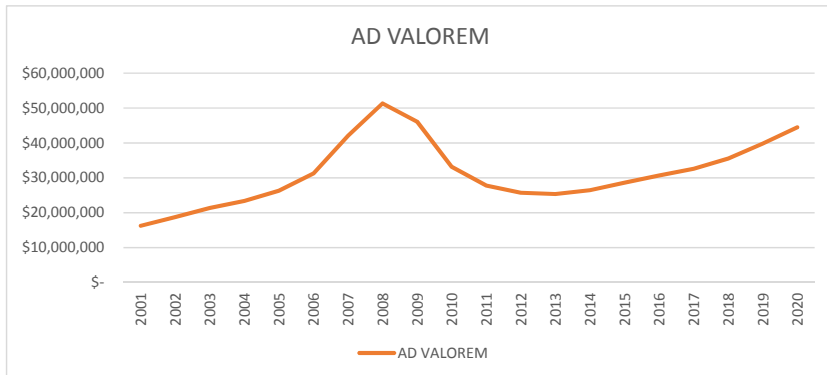
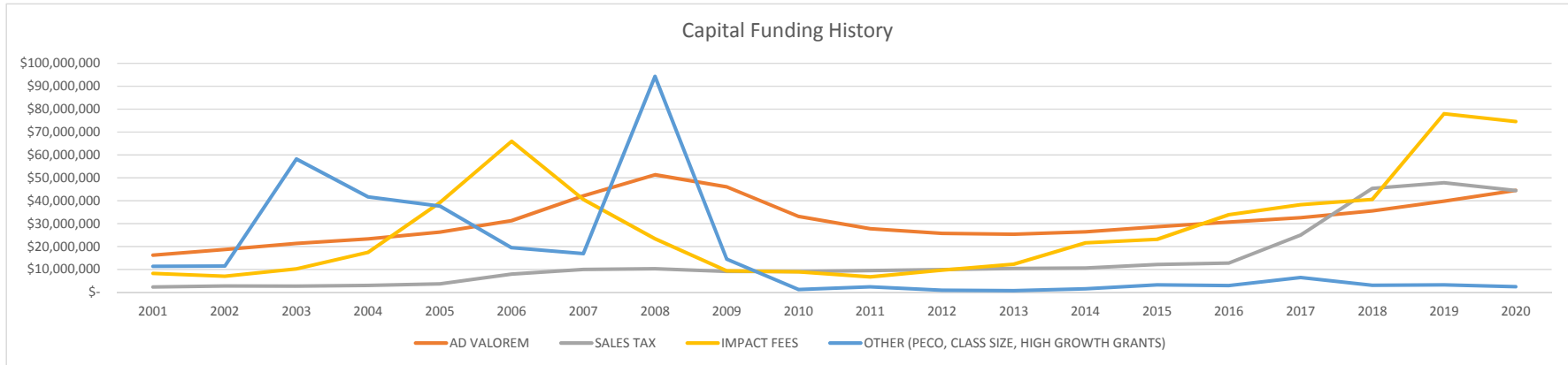
Type of Expenditure	Fiscal Year			
	2017-2018	2018-2019	2019-2020	2020-2021
Horizon Middle School		16,820		
Kissimmee Middle School				1,839
Lakeview Elementary School	1,756	53	42,148	2,548
Liberty High School		16,194		197
Michigan Avenue Elementary School				2,185
Mill Creek Elementary			23,026	98
Narcoossee Middle School	3,072	2,160		
Neptune Middle School	48,596			
Parkway Middle School				1,886
PATHS			45,404	
Pleasant Hill Elementary School			2,251	
Poinciana Elementary School			27,326	4,964
Poinciana High School		15,558		
Reedy Creek Elementary School		25,703	4,003	1,947
Ross E. Jeffries Campus		42,173	375	
St. Cloud High School	10,900	107		
St. Cloud Middle School				1,101
Sunrise Elementary School	6,568			
Tohopekaliga High School			16,544	
Westside K-8		36,355	913	3,345
Zenith		4,787		
Fire Alarms:				
Partin Settlement Elementary School				
Poinciana Academy of Fine Arts	23,776			
HVAC Repairs/Replacements:				
Celebration High School	148,219	56,322		
Celebration K-8 School		162,939	4,924	
Cypress Elementary School			7,894	
Deerwood Elementary School			7,758	
Discovery Intermediate School	281,578			
Harmony High School		3,162	4,478	
Horizon Middle School			152,730	
Kissimmee Elementary School	119,882	20,586		
Kissimmee Middle School		66,487	152,541	
Liberty High School		117,555	35,347	3,006
Narcoossee Middle School		100,827		
Neptune Middle School	8,793	3,002		
oTECH	7,482	60,133		35,865
Ross E. Jeffries Campus	6,040	1,371	23,822	
Ventura Elementary School				38,971
Painting and/or other projects (lighting, fans, windows)				
ALCO		7,616	10,915	
Celebration High School		18,685	184,120	
Celebration K-8 School	3,553	21,296	47,509	
Central Elementary School	55,858			13,954
Chestnut Elementary School	22,930			
Cypress Elementary School	25,761		41,882	85,701
Deerwood Elementary School		52,714	47,301	
Discovery Intermediate School	99,037	114,620		
East Lake Elementary School			40,144	9
Gateway High School	12,971	757		
Harmony Community School	39,935			
Harmony High School	66,648	17,710		
Hickory Tree Elementary School	72,440	21,668		
Horizon Middle School	56,091	18,138	41,517	
Kissimmee Elementary School	32,467		72,387	
Kissimmee Middle School	50,630	217,910		64,550
KOA Elementary	45,486		35,446	31,806
Lakeview Elementary School	1,613			
Liberty High School	136,128	18,685		
Mill Creek Elementary			43,198	53,907
Narcoossee Elementary School	44,500			
Narcoossee Middle School	129,279	21,828	64,586	
Neptune Elementary School	33,755			
Neptune Middle School	8,700			
New Beginnings	24,187			

**SDOC Business Advisory Board
School Capital Outlay Surtax Expenditures (1/2 Cent)
For the period ended 1/31/2021**

Type of Expenditure	Fiscal Year			
	2017-2018	2018-2019	2019-2020	2020-2021
Osceola High School		18,685		9,000
Osceola County School for the Arts		89,688		
oTECH			19,898	
Parkway Middle School	22,905		44,462	
Partin Settlement Elementary School	1,649			
Pleasant Hill Elementary School	80,632			7,951
Poinciana Academy of Fine Arts	23,284			
Poinciana High School		13,333	247,884	1,353,687
Reedy Creek Elementary School		32,012		
Ross E. Jeffries Campus	6,495			
St. Cloud Elementary School	26,774		67,113	
St. Cloud High School				162,424
Sunrise Elementary School	74,684		225	61,352
Ventura Elementary School	123,984		60,702	
Westside K-8		86,808		
Parking Lot Resurface / Bus Loop / Concrete/Drainage:				
ALCO				6,022
Boggy Creek Elementary School	80,052			
Celebration High School				7,899
Central Elementary School			8,429	6,707
Chestnut Elementary	6,818			
Countywide			7,929	
Deerwood Elementary School			19,712	
Discovery Intermediate School				
Harmony Community School			4,790	
Hickory Tree Elementary School			4,325	
Horizon Middle School			5,540	
Lakeview Elementary School			7,180	105,680
Liberty High School			14,871	
Narcoossee Elementary School			7,035	8,575
Narcoossee Middle School			433	10,675
Neptune Elementary School				7,357
Osceola High School			15,615	
oTECH			1,850	10,579
Parkway Middle School				7,914
Poinciana Elementary		19,655		
Reedy Creek Elementary School				7,055
Thacker Avenue Elementary		6,648		
Transportation	93,864			
Westside K-8			9,603	
Renovations/Other				
Gateway High School	23,461			
Horizon Middle School			8,023	7,380
Poinciana High School				51,734
Reedy Creek Elementary School				22,331
Roofing/Gutters/Covered walkways:				
Boggy Creek Elementary School				4,709
Celebration K-8 School	945,999			
Chestnut Elementary		107,400		
Countywide				170
Cypress Elementary School				1,868
Deerwood Elementary School	107,771			
Discovery Intermediate School			9,082	93,272
Gateway High School	19,880			
Hickory Tree Elementary School	883			
Kissimmee Elementary School		500	3,300	
Narcoossee Middle School			11,420	108,896
Neptune Middle School		191,628	131,449	
Partin Settlement Elementary School		117,000		
Poinciana Elementary School		13,075	243,010	
Sunrise Elementary School		109,800		
St Cloud Elementary			59,597	
Safety & Security Equipment	193,808	701,003	519,017	1,017,509
Security Modifications and improvements	129,378	28,153	89,099	120,747
Technology Infrastructure and equipment	838,476	1,522,770	1,263,694	464,562
Subtotal Other	\$ 6,393,323	\$ 5,518,077	\$ 10,619,263	\$ 6,257,027
TOTAL	\$ 15,972,690	\$ 57,370,940	\$ 54,352,496	\$ 16,991,758

**SDOC Business Advisory Board
Infrastructure Sales Surtax Expenditures (1/4 Cent)
For the period ended 1/31/2021**

Type of Expenditure	Fiscal Year			
	2017-2018	2018-2019	2019-2020	2020-2021
Debt Service	\$ 6,529,728	\$ 6,551,233	\$ 6,561,298	\$ 298,705
Other:				
Athletic Facilities	\$ 6,939	\$ 889	\$ 4,060	\$ -
Buildings	33,477			
Buses	1,970,730	219,747		
Chiller Replacements	544,772			
Remodeling	960,535	859,574	2,463	
Renovations-Canoe Creek			5,464,569	1,201,077
Student Computers		249,600	118,972	
Site improvements		12,324		
Technology	888	160,573	7,001	
White Fleet	86,400	551,097	879,502	
Subtotal Other:	\$ 3,603,741	\$ 2,053,804	\$ 6,476,567	\$ 1,201,077
TOTAL	\$ 10,133,469	\$ 8,605,037	\$ 13,037,865	\$ 1,499,782



Facilities Update

Business Advisory Board
March 24, 2021



Every Child, Every Chance, Every Day!



Facilities Update

Agenda

- Planning Update
- Design & Construction Update

Facilities Update

Agenda

- Design & Construction Department Update

• Projects in Pre-Planning	\$112,030,400
• Projects in Planning	\$43,697,875
• Projects in Design	\$113,110,033
• Projects in Construction	<u>\$74,125,523</u>
• Current Program	\$342,963,831

Projects in Pre-Planning

<u>Project</u>	<u>Budget</u>	<u>Proposed Opening</u>
Harmony HS Re-configuration	\$430,400	2022-2023
OCSA Bus Loop	\$4,000,000	TBD
Transportation West	\$20,100,000	TBD
Transportation East	\$2,000,000	TBD
Sunbridge K8	\$43,500,000	2024/2025
Westside Relief K8	\$42,000,000	2024-2025
TOTAL	\$112,030,400	

Projects in Planning

<u>Project</u>	<u>Budget</u>	<u>Proposed Opening</u>
Kindred “AA” K-8	\$42,797,875	2024-2025
OCSA Comprehensive Renovation	TBD	2024-2025
RCES Comprehensive Renovation	TBD	2025-2026
DAS Emergency Radio Projects (12 each)	\$900,000	TBD
TOTAL	\$43,697,875	

Projects In Design

<u>Project</u>	<u>Budget</u>	<u>Construction NTP</u>
Celebration Isle ES	\$27,123,870	TBD
GWHS Comprehensive	\$78,000,000	TBD
NPMS Rear Bus Loop	\$645,000	TBD – On Hold
DAS Emergency Radio Installations (9)	\$2,129,239	TBD
Secure Lobby Projects (11)	\$610,709	TBD
SNS Roof Replacement	\$524,237	TBD
oTECH Welding Program	\$3,500,000	TBD
VPK Office Remodel at REJE	\$187,990	TBD
WK8S Network Core Relocation	\$200,000	4/15/2021
HZMS Gym Floor Repair	\$109,886	TBD
Cyclical Capital Projects (3)	\$59,102	Various
KMES Fencing Replacement	\$20,000	3/31/2021
TOTAL	\$113,110,033	

Projects in Construction

<u>Project</u>	<u>Budget</u>	<u>Substantial Completion</u>
BELA Shade Structure	\$22,112	1/29/2021 (Complete)
BELA Storage Enclosures	\$143,259	3/19/2021 (Complete)
HZMS Air Handler Replacement	\$3,410,696	7/30/2021
KMMS Air Handler Replacement	\$3,404,869	7/30/2021
SCMS Comprehensive Renovation	\$32,973,602	10/12/2020 (Complete)
Osceola Virtual School	\$525,000	1/22/2021 (Complete)
Canoe Creek K8 Year 1	\$1,515,540	10/31/2020 (Complete)
Canoe Creek K8 Year 2	\$30,021,000	12/04/2021
PNHS Campus Wide Lighting	\$1,500,000	4/18/2021
OCHS Bleacher Replacement	\$123,955	1/04/2021 (Complete)
LBHS Track Resurfacing	\$388,651	7/30/2021
Cyclical Capital Projects (4)	\$96,839	Various
TOTAL	\$74,125,523	

Canoe Creek K-8

\$30,021,000



Canoe Creek K-8



24
02-21-21

Every Child, Every Chance, Every Day!



Comments and Discussion